

DOUBLE CHARGE COLLECTION



The perfect synthesis of beauty built to last. Values such as durability, resistance and immutability combine with clear and precise trend research to ensure these surfaces are appealing in terms of both taste and colour range.


600X1200MM

DOUBLE CHARGE COLLECTION DOUBLE CHARGE COLLECTION




UNDERSTATED CHARISMA

A collection with a wild soul and classical-looking background, it comes in an unusual selection of colors, ranging from warm shades and more neutral ones to cooler colors so as to fit in with a wide variety of different settings.



ESSENCE OF NATURE



THE OPULENCE OF MARBLE

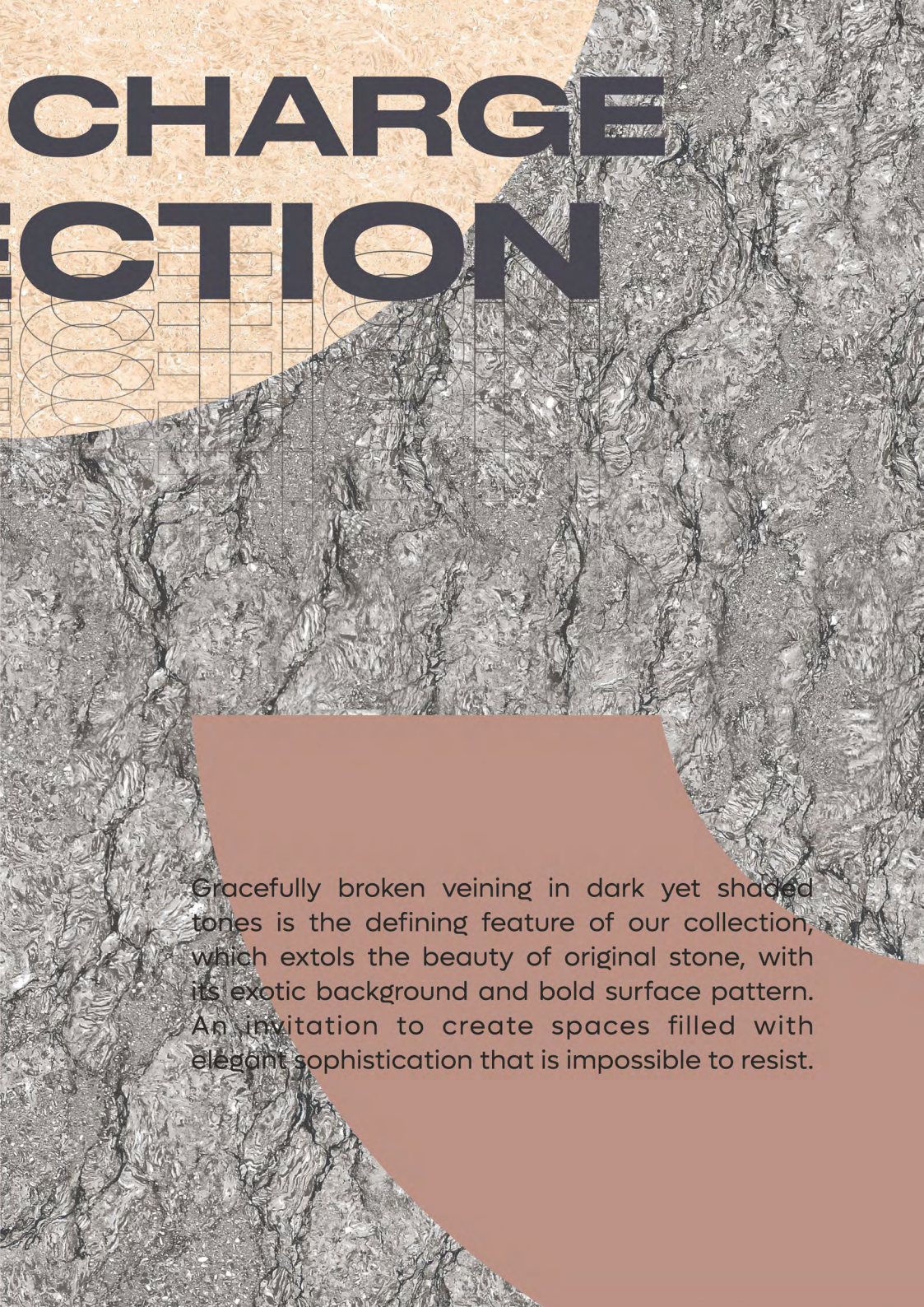

A classic series able to bring an innovative appeal to living spaces of all kinds is the basic definition of our most recent designs. Floors, walls, counter tops, stairs and tables are some of the surfaces that can be brought to life in full splendor with this collection.

SHADES OF ELEGANCE

A series with influences, sinuous veins lend it eye-catching visual appeal and undeniable personality. Elegance and originality are the watchwords with our collection, in a design whose subtle nuances, in cool or warm shades of color, put an end to monotony, transforming living spaces into striking innovative backdrops.



DOUBLE CHARGE COLLECTION



Gracefully broken veining in dark yet shaded tones is the defining feature of our collection, which extols the beauty of original stone, with its exotic background and bold surface pattern. An invitation to create spaces filled with elegant sophistication that is impossible to resist.

DOMINO
SERIES



Blue



Brown



Dust



Grey

**Creates
A Striking
Geometric
Aesthetic.**

DOMINO BLUE
600X1200MM | GLOSSY DC




600X1200MM

 Glossy
Double Charge



DOUBLE CHARGE COLLECTION

Domino Blue



Donmino Brown



Domino Dust



Domino Grey



**Bringing
Calmness
And
Sensibilities
To You.**

MINE
SERIES

Blue

Beige

Brown

Shaft

**Gives
A
Minimal Look
In Perfect
Harmony.**

MINE BLUE
600X1200MM | GLOSSY DC



600X1200MM

 **Glossy
Double Charge**




DOUBLE CHARGE COLLECTION

Mine Beige




Mine Blue



Mine Brown



Mine Shaft



**Bringing
Calmness
And
Sensibilities
To You.**

White

Beige

Brown

Mischka

An
Impressive
Commitment
To Design
And
Liveability.

MUDDY BEIGE
600X1200MM | GLOSSY DC



600X1200MM

 **Glossy
Double Charge**



DOUBLE CHARGE COLLECTION

Muddy Beige



Muddy Brown



Matrix White



Mischka



**Creating A
Unique
And
Comfortable
Aesthetic.**



Blue



Gold



Sand

Maximise
The
Decorative
Potential
Of
The Space.

SAND STONE
600X1200MM | GLOSSY DC




600X1200MM

 Glossy
Double Charge

1

DOUBLE CHARGE COLLECTION

Sand Blue



Sand Gold



Sand Stone



A Subtle
And
Sophisti-
cated
Finish.

DK

Schooner

SCHOONER

SERIES

Elegance
And
Modernity
Go
Hand
In Hand.

SCHOONER
600X1200MM | GLOSSY DC



600X1200MM

 **Glossy
Double Charge**



DOUBLE CHARGE COLLECTION

Schooner Dk



Schooner



Crystal Beige



**Creating
Surprise,
Revolutioni-
sing
Design.**

SORREL
SERIES

Blue

Grey

**Expands
The Possibilities
Of
Creation
And
Design.**

SORREL GREY
600X1200MM | GLOSSY DC




600X1200MM

 Glossy
Double Charge


1

DOUBLE CHARGE COLLECTION

Sorrel Blue



Sorrel Grey



**Creating
Surprise,
Revolutioni-
sing
Design.**

TECHNICAL SPECIFICATION

PACKING DETAILS

Sr. No	Product	Nominal Size	Tiles per Box	Coverage Area
1	Vitrified Tiles	600x1200mm	2	1.44 Sq. Mtr.

Characteristic	Standard as per ISO-13006/EN 14411 Group BIa	Mean Value of Polished GVT	Mean Value of GVT	Test Method
Regulatory Properties				
Deviation in length & width	±0.5 %	±0.1 %	±0.1 %	ISO-10545-2
Deviation in thickness	±5.0 %	±4.0 %	±4.0 %	ISO-10545-2
Straightness in side	±0.5 %	±0.1 %	±0.1 %	ISO-10545-2
Rectangularity	±0.5 %	±0.1 %	±0.1 %	ISO-10545-2
Surface flatness	±0.5 %	±0.2 %	±0.2 %	ISO-10545-2
Color difference	Unaltered	No change	No change	ISO-10545-16
Glossiness	As per mfg	Min 90%	Min 4%	GLOSSOMETER
Structural Properties				
Water absorption	< 0.50 %	< 0.20 %	< 0.20 %	ISO-10545-3
Apparent density	> 2.0 g/cc	>2.10 g/cc	>2.10 g/cc	DIN 51082
Massive Mechanical Properties				
Modulus of rupture	Min. 35 N/mm ²	Min. 40 N/mm ²	Min. 40 N/mm ²	ISO-10545-4
Breaking strength	Min. 1300 N	Min. 2000 N	Min. 2000 N	ISO-10545-4
Impact resistance	As per mfg.	Min. 0.55	Min. 0.55	ISO-10545-5
Surface Mechanical Properties				
Surface abrasion resistance	As per mfg.	Min. Class-3	Min. Class-4	ISO-10545-7
MOH's hardness	As per mfg.	Min. 4	Min. 5	EN 101
Thermo Hygrometric Properties				
Frost resistance	No damage	No damage	No damage	ISO-10545-12
Thermal shock resistance	No damage	No damage	No damage	ISO-10545-9
Moisture expansion	Nil	Nil	Nil	ISO-10545-10
Thermal expansion (COE)	Max. 9.0 x 10 ⁻⁶	Max. 6.5x10 ⁻⁶	Max. 6.5 x 10 ⁻⁶	ISO-10545-8
Crazing resistance	As per mfg.	Min. 10 Cycle	Min. 10 Cycle	ISO-10545-11
Chemical Properties				
Chemical resistance	No damage	No damage	No damage	ISO-10545-13
Stain resistance	Resistant	Resistant	Resistant	ISO-10545-14
Safety Properties				
Slip resistance	As per mfg.	>0.40	>0.40	ISO-10545-17
Fire resistance	As per mfg.	Fire proof	Fire proof	N. A.
Lead & Cadmium given off by glazed tiles	As per mfg.	Does not yield Pb & Cd	Does not yield Pb & Cd	ISO-10545-15